



TATA HITACHI

ZAXIS

GI - SERIES

ZAXIS

GI - SERIES



Tata Hitachi Construction Machinery Company Private Limited
Registered Office: Jubilee Building, 45 Museum Road, Bangalore, India 560025
Telephone: +91 80 6695 3301 / 02 / 03 / 04 / 05 | Toll Free : 1800 121 6633
Email: info@tatahitachi.co.in | Website: www.tatahitachi.co.in | [f](#) [t](#) [in](#) [g](#) [v](#)

These specifications are subject to change without prior notice. The machine depicted may vary from the actual machine. Please contact our nearest office for latest specifications. Accessories shown here are not part of the standard equipment. Performance of the machine may vary with site and operating conditions encountered.

Authorised Dealership

UNBEATABLE PERFORMANCE

ZAXIS GI SERIES HYDRAULIC EXCAVATORS

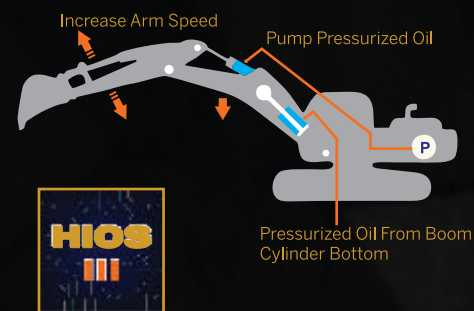
The ZAXIS GI Series Hydraulic Excavators provide reliable solutions to your construction and mining needs owing to its superior performance, impressive fuel economy and easily operated swift front movements. The ZAXIS GI series is made up of the latest HIOS III hydraulic system and engine, which is a result of Tata Hitachi's technological prowess and expertise.



FEATURES

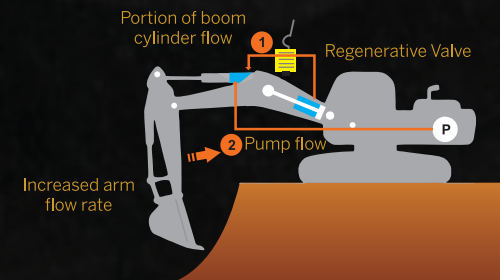
HYDRAULICS

Enhanced Boom Recirculation System



- HIOS III Hydraulic System
- Hydraulic Boosting System
- Enhanced Boom Recirculation System

Hydraulic Boosting System



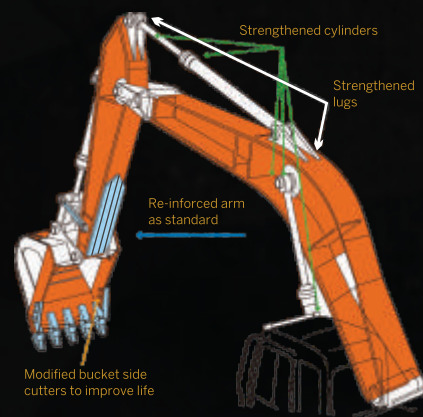
- Enhanced Power Boost
- Reliable Aggregates

ENGINE



- Durable, Reliable and Efficient Japanese Engine

DURABILITY



- Reinforced Front Attachment (Boom / Arm)
- Durable Upper Structure



- Strengthened Undercarriage X-Beam Frame

SAFETY

- Powerful Work Lamps
- Low Height Engine Hood for Better Visibility
- Fire Retardant Hoses and Sleeves on Wire Harness
- Holding Valves (optional)
- Swing Alarm and Travel Alarm (optional)
- Baffle Plate Between Hot and Cold Zones
- Anti Skid Plates for Safety
- Safety Decals
- Idler Direction Mark
- Honeycomb Mesh Side Doors
- Rear View Camera (optional)



FEATURES

CABIN



- Cabin Complies to OPG Top Guard Level I
- Optional FOPS Level II Structure
- Roomy Cabin
- Ergonomic Work Area
- Plush Comfortable Seats
- Seat Belt
- Standard HVAC
- AC vents
- Smooth Control Levers
- Hydraulic Cutoff Lever
- Pilot Control ShutOff Lever
- Engine Emergency Shut Off Switch
- Horn Function Even in Machine Off Condition
- Engine Stop Switch
- Engine Stop Cable
- Multipurpose Monitor
- Rear Tray
- Bottle Holder
- Front Guard for Cabin Glass
- Overhead Window

MAINTENANCE



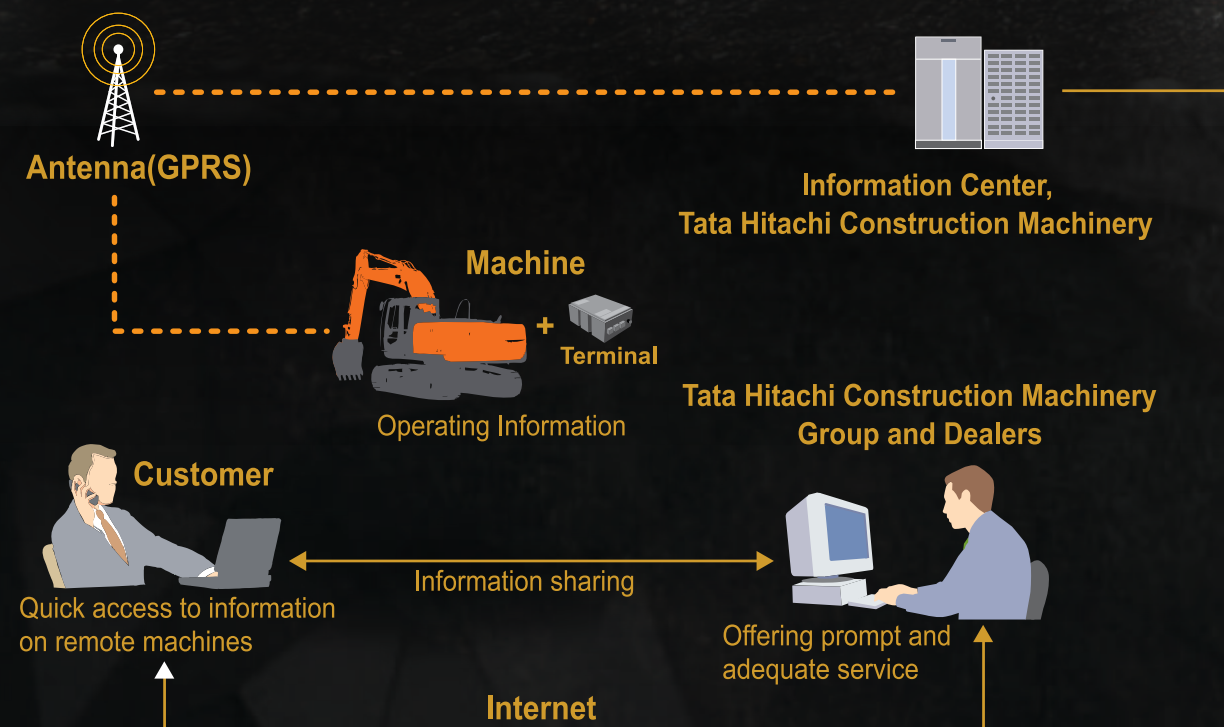
- Parallel ROC
- Ground Level Inspection
- Dust-proof Indoor Net
- Electric Fuel Re-filling Pump
- Grouped Remote Inspection Points
- Extended Consumable Change Intervals

TELEMATICS

ConSite

Consolidated Solution for Construction Sites

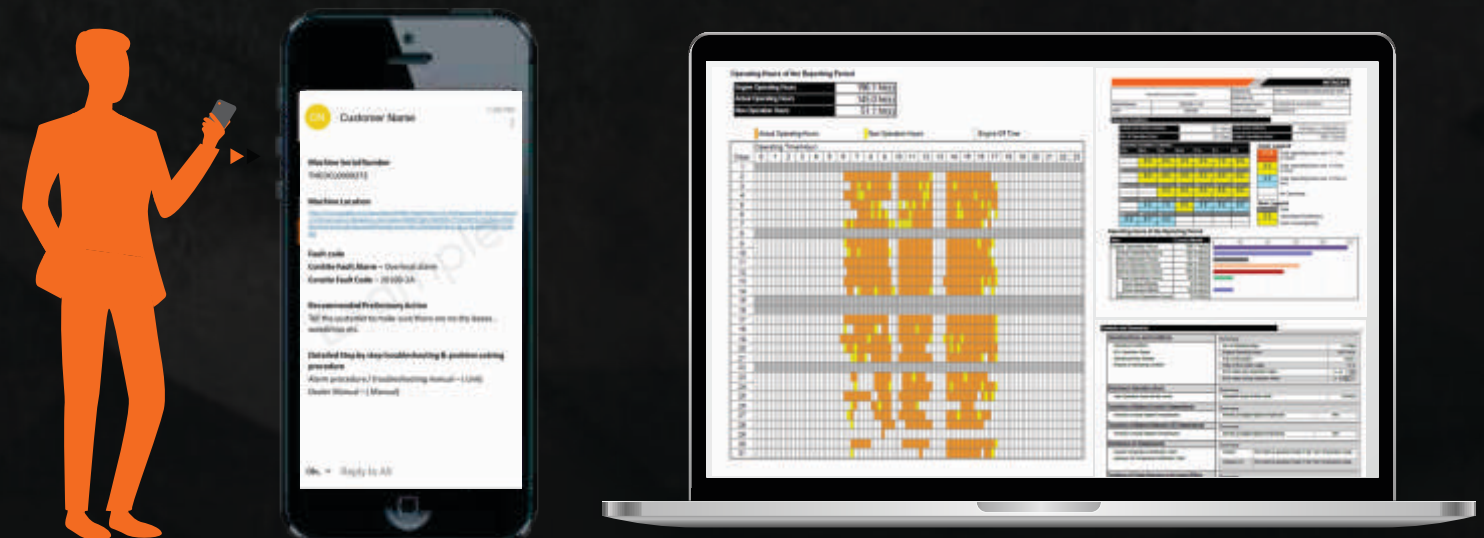
Global e Service is a convenient and simple system designed to give you valuable information regarding the operations, maintenance, system parameters and alarms of your machines from the convenience of your office. This system is available 24 hours a day, all the year round and can be viewed on your laptops and mobile devices through the internet.



Note: In Some Regions, Global e-Service may not be Available due to Local Regulations.

Through ConSite, Tata Hitachi presents your machine's key operational data with meaningful insights. There are 2 kinds of report services:

- Consolidated monthly operation reports with advice via email
- Alarm or emergency notifications via email



ZAXIS 80



Engine Power - 55HP @ 2000 rpm | Operating Weight - 7300 - 7650 Kg | Bucket Capacity - 0.13 – 0.30 m³



Sand loading



Construction work



Earthwork

ZAXIS 140_H



Engine Power - 95PS @ 1950 rpm | Operating Weight - 13360 Kg | Bucket Capacity - 0.45 – 0.7 m³



Quarry



Sand loading



Crusher

ZAXIS 220_{LC}



Engine Power - 170PS @ 2100 rpm | Operating Weight - 21200 - 21600Kg | Bucket Capacity - 0.9 – 1.22 m³



Crusher



Granite



Quarry

ZAXIS 220_{LC-M}



Engine Power - 163PS @ 2000 rpm | Operating Weight - 20900 - 21700Kg | Bucket Capacity - 0.9 – 1.22 m³



Earthwork



Granite



Quarry

ZAXIS 370_{LCH}



Engine Power - 250PS @ 2000 rpm | Operating Weight - 35400 - 35900 Kg | Bucket Capacity - 1.3 – 2.5 m³



Sand loading

Quarry

Crusher

ZAXIS 400_{MTH}



Engine Power - 250PS @ 2000 rpm | Operating Weight - 37100 - 37600 Kg | Bucket Capacity - 1.3 – 2.5 m³



Quarry

Quarry

Granite

ZAXIS 470H



Engine Power - 319.4 HP @ 1800 rpm | Operating Weight - 47100 Kg | Bucket Capacity - 1.9 – 3.1 m³



Quarry

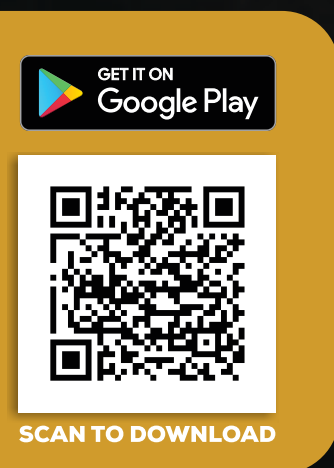
Mining

Granite

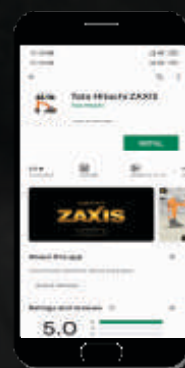
ATTACHMENTS

SI No.	ZAXIS 140H	ZAXIS 220LC	ZAXIS 220LC-M	ZAXIS 370LCH	ZAXIS 400MTH	ZAXIS 470H
1	Alicon B145 Super+ RB 	Alicon B215 & B235 Super+ RB 	Alicon B215 & B235 Super+ RB 	Alicon B360 Super+ RB 	Alicon B360 Super+ RB 	Alicon B450 Super+ RB 
2	BR1655i RB 	BR2577i RB 	BR2577i RB 	BR3288i RB 	BR3288i RB 	BR4099i RB 
3	Quick Coupler-Range 4 	Quick Coupler-Range 6 	Quick Coupler-Range 6 	Quick Coupler-Range 8 	Quick Coupler-Range 8 	Quick Coupler-Range 9 
4	Magnet (DMSL920) 	Magnet (DMSL1150) 	Magnet (DMSL1150) 	-	-	-
5	-	Clamshell bucket 	Clamshell bucket 	Clamshell bucket 	Clamshell bucket 	Clamshell bucket 
6	Orange Peel Grab 	Orange Peel Grab 	Orange Peel Grab 	Orange Peel Grab 	Orange Peel Grab 	Orange Peel Grab 
7	Auger 	Auger 	Auger 	Auger 	Auger 	Auger 

ZAXIS APP



Search for
Tata Hitachi ZAXIS



Click Install
Tata Hitachi ZAXIS



Download using
mobile data or Wi-Fi



Install &
Open

CONSITE POCKET APP



**EFFECTIVE
MAINTENANCE**

MAXIMISE UPTIME

DAILY STATISTICS

INSIGHT INTO PRODUCTIVITY
AND EFFICIENCY

With ConSite Pocket, you can now manage and monitor your machines using your smartphone. The app allows you to download ConSite reports for your ConSite enabled Tata Hitachi machines, and connect with your local dealer if you need further support.

